

**ALL WEATHER PLUS ALLOCATION PORTFOLIO**  
**WEALTH PRESERVATION**

**OBJECTIVE**

To provide returns that outpace inflation with one third the volatility of US Equities.

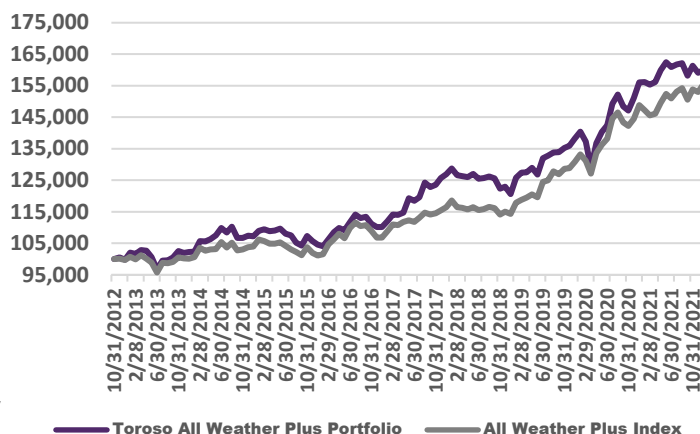
**DESIGNED FOR INVESTORS SEEKING**

- A highly diversified core portfolio
- A long term strategy with low volatility
- Protection of their purchasing power
- A liquid, transparent alternative allocation

**ETF FOCUSED DIVERSIFICATION**

The strategy is built with ETFs, and provides a diversified allocation among four asset classes that are equally weighted and seeks to produce risk adjusted returns appropriate for most conservative investors.

**GROWTH OF \$100,000**



**ALL WEATHER PLUS**

**GOAL = EXCEED INFLATION**  
**RISK = 6.42**



RETURNS & DATA		TRAILING ANNUALIZED RETURNS					CALENDAR YEAR RETURNS					
AS OF 12/31/2021		1 MONTH	YTD	1 YEAR	3 YEARS	5 YEARS	INCEPTION TO DATE *	2020	2019	2018	2017	2016
<b>ALL WEATHER PLUS PORTFOLIO</b>	<b>GROSS</b>	0.59%	2.52%	2.52%	9.86%	7.76%	5.26%	12.83%	14.64%	-4.92%	15.23%	5.30%
	<b>NET</b>	0.59%	1.60%	1.60%	8.86%	6.75%	4.34%	11.78%	13.58%	-5.84%	14.12%	4.28%
<b>BENCHMARK - ALL WEATHER INDEX</b>		1.67%	4.49%	4.49%	10.81%	7.80%	4.94%	13.69%	14.52%	-1.87%	9.04%	5.61%
<b>COMPARISON - S&amp;P 500 INDEX</b>		4.48%	28.71%	28.71%	26.07%	18.47%	16.48%	18.40%	31.49%	-4.38%	21.83%	11.96%
<b>COMPARISON - US AGGREGATE BOND INDEX</b>		-0.26%	-1.54%	-1.54%	4.79%	3.57%	2.70%	7.51%	8.72%	0.01%	3.54%	2.65%
<b>COMPARISON - GOLD SPOT X</b>		2.93%	-3.51%	-3.51%	12.59%	9.69%	0.68%	24.42%	18.87%	-2.14%	13.68%	8.63%

Weighted Fees and Expenses of Acquired Funds: 0.40%

\*Inception Date: November 1, 2012

**PERFORMANCE METRICS**

	<b>ALL WEATHER PLUS</b>	<b>AW INDEX</b>
Alpha	0.03	0.00
Beta	1.08	1.00
Standard Deviation	6.42	5.46
Sharpe Ratio	0.73	0.79
Up Period Percent	61.82	60.00
Down Period Percent	38.18	40.00
Up Capture Ratio	109.74	100.00
Down Capture Ratio	112.60	100.00
Best Quarter	10.46	8.73
Worst Quarter	-6.75	-5.39

**PORTFOLIO HOLDINGS**

**PROSPERITY**

- KRMA** Global X Conscious Companies ETF
- VTI** Vanguard Total Stock Market ETF
- QVAL** US Fund Mid-Cap Value
- MOON** Direxion Moonshot Innovators ETF
- DUSA** Davis Select US Equity ETF
- MGMT** Ballast Small/Mid Cap ETF

**RECESSION**

- FTSM** First Trust Enhanced Short Maturity ETF
- ULST** SPRD Ultra Short Term Bond ETF

**INFLATION**

- GLTR** ETFS Physical Precious Metals ETF
- GLD** SPDR® Gold Shares ETF
- TAGS** US Fund Commodities Focused
- HAIL** SPDR® S&P Kensho Smart Mobility ETF

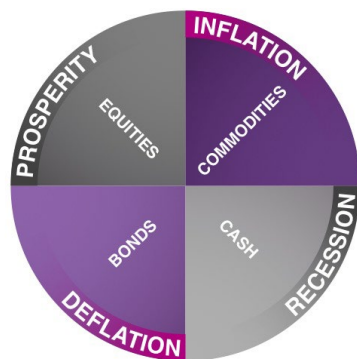
**DEFLATION**

- BAB** PowerShares Build America Bond ETF
- HTRB** US Fund Intermediate Core-Plus Bond
- FIXD** First Trust TCWOppportunistic Fxd Inc ETF
- ZROZ** PIMCO 25+ Year Zero Coupon US Trst ETF

## METHODOLOGY

The **Toroso All Weather Plus Strategy** is predicated on equal weighting of four asset classes (25% per asset class): Equities, Commodities and other alternatives, Cash equivalents and Bonds that independently thrive in one of four possible economic environments: prosperity, inflation, recession and deflation. The ETFs selected for each asset class are chosen through a rigorous qualitative and quantitative process.

### Asset Allocation

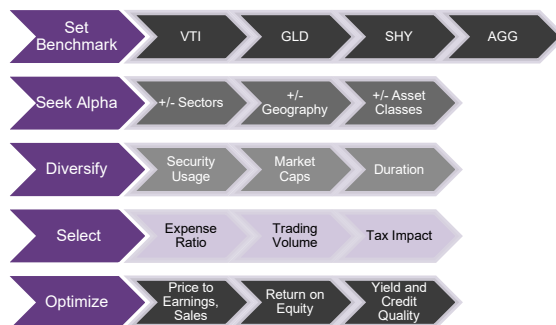


### The Neutral Allocation Portfolio

equal weights of four asset classes:

- 25% US Equities
- 25% Aggregate Bonds
- 25% Short-term Treasuries
- 25% Gold

### Security Selection



MONTHLY RETURNS - GROSS	Jan	Feb	Mar	Apr	May	Jun	Jul	Aug	Sep	Oct	Nov	Dec	YEAR
2021	0.05%	-0.54%	0.55%	2.38%	1.63%	-0.97%	0.53%	0.23%	-2.44%	1.97%	-1.39%	0.59%	2.52%
2020	1.53%	-2.28%	-6.01%	6.06%	2.60%	1.51%	4.74%	2.00%	-2.48%	-0.90%	2.72%	3.28%	12.83%
2019	4.29%	1.26%	0.11%	1.12%	-1.73%	4.16%	0.59%	0.79%	0.04%	1.01%	0.51%	1.74%	14.64%
2018	1.48%	-1.68%	-0.26%	-0.23%	0.83%	-1.24%	0.16%	0.40%	-0.47%	-2.56%	0.51%	-1.89%	-4.92%
2017	1.69%	1.88%	-0.04%	0.61%	3.97%	-0.66%	0.93%	3.89%	-1.13%	0.57%	1.70%	0.98%	15.23%
2016	-0.45%	2.08%	2.16%	1.23%	-0.68%	2.31%	2.19%	-1.00%	0.39%	-1.98%	-0.94%	-0.01%	5.30%

## ABOUT TOROSO ASSET MANAGEMENT

Toroso is an asset manager and registered investment advisory firm specializing in ETF-focused investment strategies and services. Its strategies are designed to deliver specific outcomes (growth, income, protection, etc.) and driven by in-depth ETF and economic research. The team of finance veterans in asset management, investment strategy, and fund management dedicate themselves to finding the right solution for each client. With offices in New York and Chicago, the team has provided research to over a thousand financial advisors.

[www.torosoaam.com](http://www.torosoaam.com)
[info@torosoinv.com](mailto:info@torosoinv.com)

### DISCLAIMER

This document does not make an offer or solicitation to buy or sell any securities or services and is not investment advice. Stock markets are volatile and can decline significantly in response to adverse issuer, political, regulatory, market, or economic developments. Growth stocks can perform differently from other types of stocks and the market as a whole and can be more volatile than other types of stocks. Securities selected using quantitative analysis can perform differently from the market as a whole. The securities of smaller, less well-known companies can be more volatile than those of larger companies. Toroso All Weather Plus SMA (SMA Models) are made available to clients on a non-discretionary basis by our unaffiliated distributor, a registered broker-dealer, as a provider of the SMA Models. The broker dealer(s) are not acting as a fiduciary or in any advisory capacity in providing this information to you. The information is designed to be utilized by you solely as a resource, along with other potential sources, in providing advisory services to your clients. You are solely responsible for determining whether the SMA Models and the investments included in the SMA Models, are appropriate and suitable for you to base a recommendation or provide advice to any end investor about the potential use of the SMA Models. Securities used in a strategy may include, but are not limited to, ETFs, closed end funds, open end mutual funds, common or preferred stock, convertible stocks or bonds, warrants, and rights as well as corporate, municipal, or government bonds, notes or bills. We may also recommend allocating portions of your account into a Separately Managed Account. The All Weather Plus Portfolio SMA uses ETFs as part of an asset allocation model as described above in this section. In addition, SMAs may be used to provide diversification or specialization within a particular sector of the market. Due to the direct equity ownership, SMAs have risks including but not limited to market risk, credit risk, interest rate risk, prepayment risk, liquidity risk, sector risk, currency risk, and commodity risk.

**PLEASE NOTE THAT PAST PERFORMANCE IS NO GUARANTEE OF FUTURE RESULTS.**

### DISCLOSURES

Information provided in this document is for informational and educational purposes only. To the extent any investment information in this material is deemed to be a recommendation, it is not meant to be impartial investment advice or advice in a fiduciary capacity and is not intended to be used as a primary basis for you or your client's investment decisions. Toroso and its representatives may have a conflict of interest in the products or services mentioned in this material because they have a financial interest in them, and receive compensation, directly or indirectly, in connection with the management, distribution, and/or servicing of these products or services, including Toroso funds, certain third-party funds and products, and certain investment services. Registered investment products (including mutual funds and ETFs) and collective investment trusts managed by Toroso are offered by certain unaffiliated distributor which are registered broker-dealers. Toroso investment management services and products are managed by the Toroso, a U.S. registered investment advisor. Before investing you should consider the funds or have your client consider the funds', exchange traded products' investment objectives, risks, charges, and expenses. Contact Toroso for a prospectus or a summary prospectus, if available, containing this information. Have your client read it carefully.

## DISCLOSURES CONTINUED

The Toroso All Weather Plus Portfolio is subject to underlying expenses such as the annual expense ratios of the Exchange-Traded Products (ETPs) used to construct the portfolio, which generally include an embedded investment management fee paid to the investment adviser of the ETP. In addition, trading and transaction fees and other expenses such as custody and clearing are incurred in the management of the All Weather Plus Portfolio. The market price for a share of an ETP may fluctuate from the value of its underlying securities. Consequently, ETPs can trade at a discount or premium to their net asset value. Certain equity and commodity ETPs are often more volatile and less liquid and present greater risks of loss of capital. Furthermore, certain ETPs employ strategies such as leverage or have the investment goal of performing opposite to a particular benchmark and may not be suitable for investment periods longer than one day due to the high volatility in their market price. Investments in fixed income ETPs are subject to the risks associated with debt securities including credit risk and interest rate risk.

The Gross and Net Returns presented reflects the composite performance of all actual Toroso accounts managed in accordance with such strategy for the entire calendar month and is calculated using a time-weighted total return methodology. The Gross and Net Returns for the strategy reflect expenses such as commissions and other brokerage fees and transaction costs, as well as the reinvestment of dividends and other earnings. The Net Returns for the strategy is stated after (net) the deduction of Toroso management fees, which may be found in ADV Form 2A. The investment process described above reflects Toroso's ongoing efforts to monitor and manage various risks in the clients' portfolios, but does not imply, and no representation is made, that client portfolios are low risk. The investment strategy presented and/or discussed may not be suitable for all types of prospective investors or clients and Toroso Investments, LLC's investment advisory services may not be available in all states or countries. All investing involves risk, including the possible loss of all principal invested. The information and statements presented above should not be construed as investment advice and should not be relied upon solely as the basis for evaluating the investment strategies presented or Toroso Investments, LLC's advisory services. Prospective clients should perform an independent review of all facts and information prior to making a determination as to whether Toroso Investments, LLC's advisory services are appropriate for them based on their individual circumstances. Registration with the SEC does not imply a certain level of skill or training.

## DEFINITIONS

Alpha is an indication of how much an investment outperforms or underperforms on a risk-adjusted basis relative to its benchmark. Beta is a measure of the volatility, or systematic risk, of a security or a portfolio in comparison to the market as a whole. A beta of 1 indicates that the security's price will move with the market. A beta of less than 1 means that the security will be less volatile than the market. A beta of greater than 1 indicates that the security's price will be more volatile than the market. The Sharpe Ratio is a measure for calculating risk-adjusted return. Generally, the greater the value of the Sharpe ratio, the more attractive the risk-adjusted return. Risk is measure of the standard deviation which is a measure of the dispersion of a set of data from its mean. The more spread apart the data, the higher the deviation. Standard Deviation is calculated as the square root of variance. Current Yield is the income return on an investment.

## BENCHMARKS

The benchmarks shown were selected due to their composite makeup and represent, based on Toroso's experience, the best indication for relative performance comparison. The indices are widely recognized and accepted industry indices which consists of a managed or unmanaged pool of securities. The indices are typically rebalanced on a monthly or quarterly basis, may or may not include the re-investment of dividends and typically are gross of any assumed trading costs or management fees or other assumed occurred expenses. When figures are included returns may be less than stated. It is not possible to invest directly in an index and an index does not incur the transaction costs that the investment strategy does. Please note that there may be material differences between the benchmark (index) and the investment strategies in terms of their composition, including, but not limited to level of diversification and exposure and amount of exposure to certain types of investments such as commodities or foreign equities; and their level of risk, as measured by volatility and/or other methods. The S&P 500 Index measures the performance of 500 widely held stocks in US equity market. It is a market-cap weighted index. Bloomberg Barclays Aggregate Bond Index is a market value-weighted index that tracks the daily price, coupon, pay-downs, and total return performance of fixed-rate, publicly placed, dollar-denominated, and nonconvertible investment grade debt issues with at least \$250 million par amount outstanding and with at least one year to final maturity.